



**Mosdorfer CCL Systems Ltd.**  
 Industrial Estate, Market Overton,  
 Oakham, Rutland LE15 7 PP England  
 Tel: +44 (0) 1572 768381 Fax: +44 (0) 1572 767531  
 E-mail: office@mosdorferccl.co.uk



# Advanced Cable Accessories for Oil and Gas Facilities



## Cable Accessories for the refinery and petrochemical industries

### The special needs of oil & gas

Oil and gas complexes (petroleum refineries, offshore platforms, handling and storage infrastructures, etc.) are among the most strenuous environments on earth, combining high pressure, oil and gas permeation, harsh conditions, and the ever-present danger of fire. Cable Accessories are key elements in this complex infrastructure, since refineries and platforms often produce and internally distribute their own electricity for lighting, pumps, compressors and instrumentation. Because they are non-stop operations, cable accessories safety, reliability and efficiency are vital to their success.

### Mosdorfer --LC-- Cable Accessories


In the growing and more and more demanding petrochemical environment, a major focus point is the influence of aggressive chemicals such as hydrocarbons, solvents, acids, bases and moisture. These substances can cause breakdown of a cable, potentially threatening the safety and production of a plant. A new solution that guarantees the functioning of the cable accessories in these harsh environments is the Mosdorfer -LC- Type. For the conventional lead sheathed cables, our -LC- Type offers increased protection and adds several advantages. The new -LC- type can be used to safeguard the functioning of any type of cable, ranging from low voltage power and instrumentation cables and high voltage cables.



### Construction

The Mosdorfer -LC- Type contains Heat Shrinkable components, to be heated with an industrial heat gun ( No Flame) each with its individual chemical resistance, and flame retardant. No welding required for earthing and armouring. Together the -LC- type protects the cable core from the most harsh industrial environments.

- HITX---LC--- Indoor Terminations
- HOTX---LC--- Outdoor Terminations
- HJX----LC--- Cable Joints



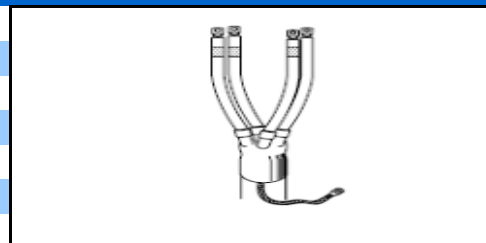
# 0,6/1 1 kV Refinery Cable

**Heat shrink accessories suitable for Low voltage Mutli core XLPE, Lead Sheated (LS) Steel wire armoured SWA cables rated 0.6/1kV**

PRODUCT IDENTIFICATION CODE	Cross section conductors range sqmm		TAIL LENGTH mm	CABLE REFERENCE (Cu/XLPE/PVC/LS/SWA/PVC)
	min	max		

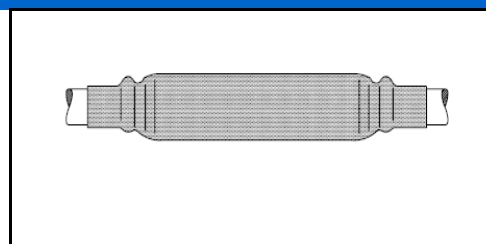
## TERMINATIONS KITS

01HTX-C015006LCSWA	1,5	6	1000
01HTX-C010016LCSWA	10	16	1000
01HTX-C025035LCSWA	25	35	1000
01HTX-C050070LCSWA	50	70	1000
01HTX-C095150LCSWA	95	150	1000
01HTX-C185300LCSWA	185	300	1000



## IN LINE JOINTING KITS

01HJX-C015006LCSWA	1,5	6	
01HJX-C010016LCSWA	10	16	
01HJX-C025035LCSWA	25	35	
01HJX-C050070LCSWA	50	70	
01HJX-C095150LCSWA	95	150	
01HJX-C185300LCSWA	185	300	



## TECHNICAL DATA

### TYPE TEST ON OUTDOOR TERMINATIONS AND JOINTS 0,6/1 Kv

TYPE TEST DETAILS	TEST REFERENCE	RESULTS	DETAILS	
	HD 623 S1			
Thermal stability	6.6.2	<b>PASSED</b>	joints only	
Impulse at ambient temperature	6.6.3		8 kV	20 kV
A.C. Voltage withstand (in air)	6.6.4		1 min. at 4 Kv	
Insulation resistance (in air)	6.6.7		> 50 MΩ	
Impact at low temperature	6.6.5			
Impact at ambient temperature	6.6.6			
A.C. Voltage withstand (immersed)	6.6.4		1 min. at 4 Kv	
Insulation resistance (immersed)	6.6.7		> 50 MΩ	
Water penetration	6.6.9		no marks color	
Examination	6.6.12		visual inspection	
Screen short circuit	6.6.10		fuses operate	
Load cycling in air	6.6.8		> 50 MΩ	
Load cycling crutch immersed	6.6.8			
A.C. voltage withstand crutch immersed	6.6.4		no breakdown	
Insulation resistance crutch immersed	6.6.7		> 50 MΩ	
Immersion test	6.6.11			



**Mosdorfer CCL Systems Ltd.**

Industrial Estate, Market Overton,  
Oakham, Rutland LE15 7 PP England

Tel: +44 (0) 1572 768381 Fax: +44 (0) 1572 767531

E-mail: office@mosdorferccl.co.uk

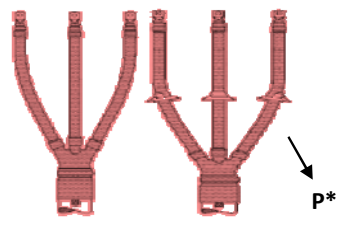
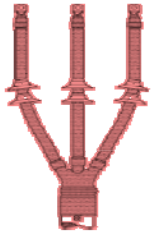



**MOSDORFER**  
CCL



# 6/10 12 kV Refinery Cable

**Heat shrink accessories suitable for 3 core XLPE copper tape screened, Lead Sheathed (LS), Steel wire armoured (SWA) cables max. voltage 12kV**

PRODUCT IDENTIFICATION CODE	Cross section conductors sqmm		TAIL LENGTH mm	CABLE STANDARDS REFERENCE Cu/XLPE/CTS/LS/SWA/PVC
	min	max		
<b>INDOOR TERMINATIONS</b>				
12HITX3C025035CTLCSWA	25	35	450	 P* Highly polluted environments
12HITX3C050070CTLCSWA	50	70	450	
12HITX3C095150CTLCSWA	95	150	450	
12HITX3C185300CTLCSWA	185	300	450	
12HITX3C400630CTLCSWA	400	630	450	
<b>OUTDOOR TERMINATIONS</b>				
12HOTX3C025035CTLCSWA	25	35	600	
12HOTX3C050070CTLCSWA	50	70	600	
12HOTX3C095150CTLCSWA	95	150	600	
12HOTX3C185300CTLCSWA	185	300	600	
12HOTX3C400630CTLCSWA	400	630	600	
<b>IN LINE JOINTS</b>				
12HJX3C016035CTLCSWA	16	35		
12HJX3C050070CTLCSWA	50	70		
12HJX3C095240CTLCSWA	95	240		
12HJX3C300500CTLCSWA	300	500		

## TYPE TEST

TEST DETAIL	TEST VOLTAGE kV	TEST REFERENCE	REMARKS
D.C. Voltage dry withstand	36,0	IEC 60502-4, IEC 61442	Outdoor Terminations only
A.C. Voltage dry withstand	27,0		
A.C. Voltage wet withstand	24,0		
Partial discharge at ambient temperature	10,38		
Impulse voltage test at elevated temperature	75,0		
Electrical heat cycling in air	15,00		
Partial discharge at elevated and ambient temperature	10,38		
Electrical heat cycling in air	15		
Partial discharge at elevated and ambient temperature	10,38		
Thermal short circuit (screen)			
Thermal short circuit (conductor)			27 KA for 150 mm², 250°C Conductor temp.
Dynamic short circuit			63 KA
Impulse voltage test at ambient temperature	75		
A.C. Voltage dry withstand	15		
Humidity test chamber	7,5		Indoor Terminations only
Salt fog	7,5		Outdoor Terminations only
Immersion			